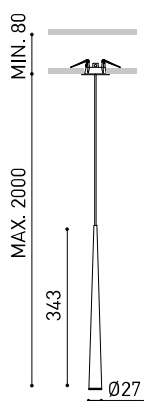
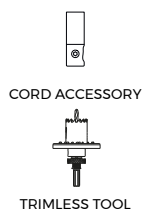




### Dimensions



### Accessories



### PRODUCT

|                |                       |
|----------------|-----------------------|
| Name           | HOLLY 2M 19° 3000K NT |
| Reference      | A2810001NT            |
| Colour         | Textured black        |
| Base Finishing | Textured black        |
| RAL            | 9005                  |
| Category       | SUSPENSION            |

### LIGHT SOURCE

|                         |                  |
|-------------------------|------------------|
| Type                    | LED              |
| Gross luminous flux     | 210 lm           |
| Colour temperature      | 3000 K           |
| Chromatic stability     | MacAdam Step 3   |
| Colour Rendering Index  | CRI>90           |
| Power                   | 2,1 W            |
| Current                 | 700 mA           |
| Efficacy                | 100 lm/W         |
| LED lifespan            | L90B10 >102.000h |
| Energy efficiency class | F                |

### LIGHTING FIXTURE | PHOTOMETRIC DATA

|                     |     |
|---------------------|-----|
| Lighting efficiency | 90% |
| Light beam angle    | 19° |

### LIGHTING FIXTURE | ELECTRICAL DATA

|                             |          |
|-----------------------------|----------|
| Driver                      | Included |
| Power values of the system  | 3,82 W   |
| Frequency                   | 50/60 Hz |
| Dimming                     | No Dim   |
| Electrical insulation class | □        |

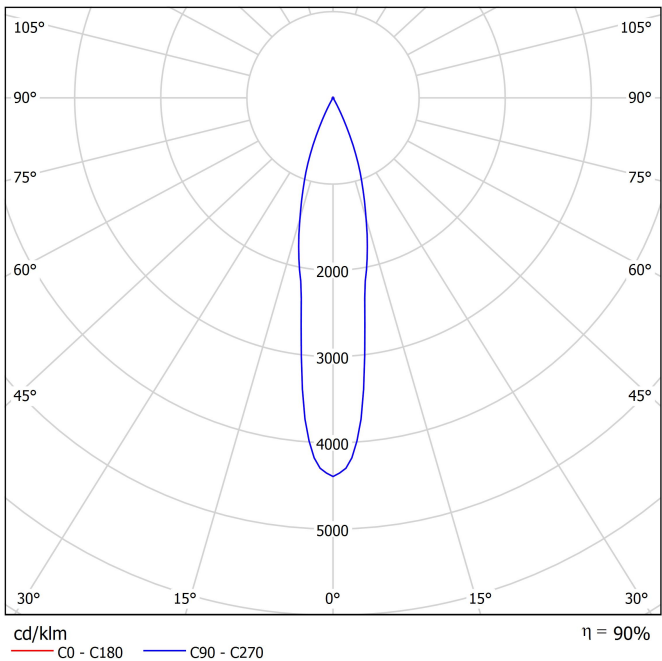
### OTHER DATA

|                           |   |
|---------------------------|---|
| Sealing                   | IP20  |
| Wireless control          | Please Consult                              |
| Recess measurements       | Ø50 mm                                      |
| Cord length               | Max. 2 m                                    |
| Fast adjustment tensioner | No  |
| Weight                    | 321 g                                       |
| Packaged weight           | 450 g                                       |
| Packaging dimensions      | 385 x 103 x 78 mm                           |
| Units per package         | 1   |
| Materials                 | Aluminium / Acrylonitrile Butadiene Styrene |

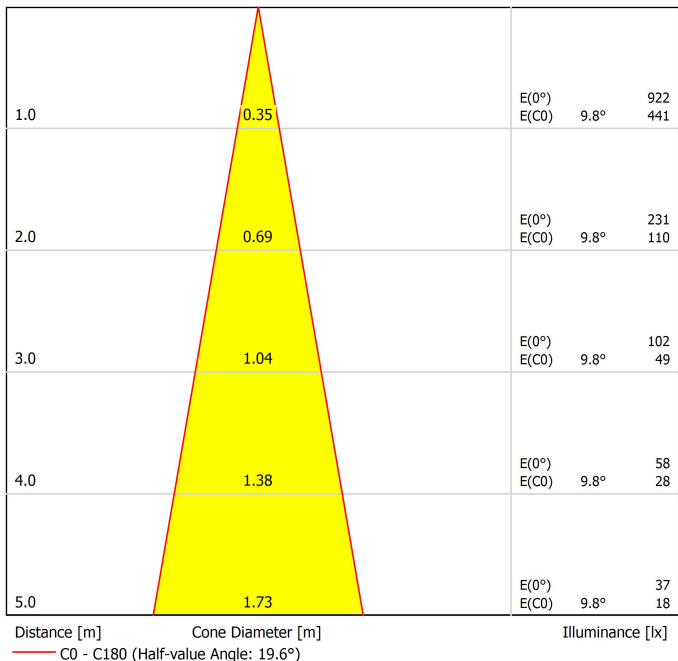



Holly is a suspended luminaire for accent lighting applications. Its stylish and elegant geometry and its solid body of machined aluminium define a piece of a highly decorative character and perceived high quality. Its light beam, strictly defined by a micro-reflector, optimises the light beam of the LED, in order to obtain a relatively elevated illuminance at the working plane, thanks to a remarkable utilization of the lumen gross flow. To install the luminaire, Holly gets implemented by means of a recessed ceiling base, discrete and integrated. Its most frequent applications are counters, bedside tables, stairwells, etc.

Polar diagram



Conical diagram

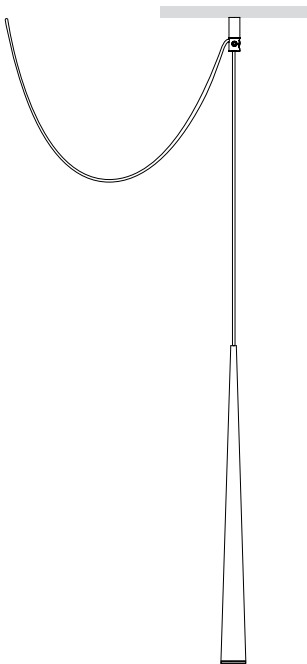
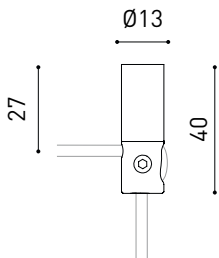




|           |   |
|-----------|---|
| Model     | Cord Accessory  |
| Reference | 0223-00-00   W   N  |
| Colour    | W <input type="checkbox"/> RAL 9016   N <input checked="" type="checkbox"/> RAL9005 |
| Category  | Accessories   |

PRODUCT

Dimmensional drawing

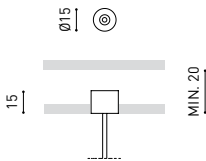




| PRODUCT   |  |
|-----------|--|
| Model     | Coaxial Trimless   |
| Reference | A023-00-03-   W   N  |
| Colour    | W <input type="checkbox"/> RAL 9016   N <input checked="" type="checkbox"/> RAL 9005 |
| Category  | Accessories  |



Dimmensional drawing



Accessory for trimless cable

Wire Trimless Accessory is a collection of accessories for fitting tensioners and cables to Arkoslight luminaires suspended directly from the ceiling with any visible ceiling rose or fixings. This achieves a minimalist application with a visually tidy finish.

With Wire Trimless Accessory the items adjacent to the ceiling of the standard product (ceiling roses, fixings, driver boxes, etc.) are concealed by a simple recessed application.

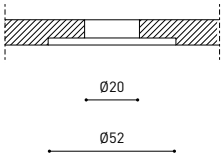
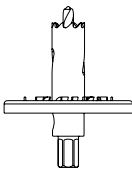
Wire Trimless Accessory reduces the visual impact of the installation leading to extremely minimalist aesthetics. The wires come out of the ceiling material as a part of the structure. This detail creates a much purer, more essential layout, particular when several luminaires are fitted in an arrangement.

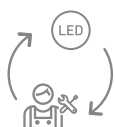


INSTALLATION GUIDE  
[https://youtu.be/sa\\_xAgj4ji4](https://youtu.be/sa_xAgj4ji4)



| PRODUCT   |                                   |
|-----------|-----------------------------------|
| Model     | Trimless Tool <b>D20 X D52 MM</b> |
| Reference | A478-00-01                        |
| Category  | Accessories                       |





Fuente de luz (LED) reemplazable por un profesional autorizado

Replaceable (LED only) light source by an authorized professional.

Source lumineuse (LED) remplaçable par un professionnel agréé

Sorgente luminosa (LED) sostituibile da parte di un professionista autorizzato

Austauschbare (LED) Lichtquelle durch einen autorisierten Fachmann



Equipo de control reemplazable por un profesional autorizado

Replaceable control gear by an authorized professional

Dispositif de commande remplaçable par un professionnel agréé

Alimentatore sostituibile da parte di un professionista autorizzato

Auswechselbares Betriebsgerät durch autorisierten Fachmann

## Instrucciones para el final de vida y la eliminación de los componentes:

## Instructions on end-of-life and component disposal:


## Instructions pour la gestion des composants en fin de vie et leur mise au rebut :

## Istruzioni per il fine vita e lo smaltimento dei componenti:

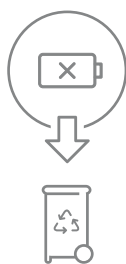
## Anweisungen zur entsorgung der Leuchtenkomponenten:



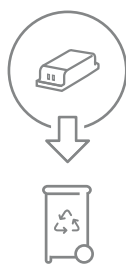
Interrumpir la alimentación del aparato  
Cut the power supply to the luminaire  
Couper l'alimentation du luminaire  
Interrompere l'alimentazione dell'apparecchio  
Stromversorgung der Leuchte unterbrechen



Quitar la(s) fuente(s) de luz para el desecho  
Remove light source(s) for disposal  
Retirer la (les) source(s) lumineuse(s) pour l'élimination  
Rimuovere la/le sorgente/e di luce per lo smaltimento  
Lichtquelle(n) zur Entsorgung entfernen



Quitar la batería para el desecho  
Remove the battery for decommissioning  
Retirer la batterie pour sa mise au rebut  
Rimuovere la batteria per la dismissione  
Die Batterie ordnungsgemäß entsorgen



Quitar el equipo de control para el desecho  
Remove control gear for disposal  
Retirer le dispositif de commande pour l'élimination  
Rimuovere l'alimentatore per lo smaltimento  
Betriebsgerät zur Entsorgung ausbauen

Enviar los materiales a un centro de recogida RAEE  
Send the materials to a WEEE collection centre  
Envoyer les matériaux dans une déchetterie DEEE  
Inviare i materiali ad un centro di raccolta RAEE  
Die Materialien in einem WEEE-Zentrum entsorgen

